

Digital Implant DIONavi. Guide Book

for Patient Consultation



Contents

Part 1.	1-1. Implants are your second permanent teeth	05
What are dental implants?	1-2. What happens if you don't replace a missing tooth?	06
	1-3. What benefits can you expect from having an implant procedure?	08

Part 2.	2-1. What is the difference between digital and regular implants?	10
Why should I choose digital implant, DIONavi.?	2-2. Who can benefit from digital implant DIONavi.?	11
	2-3. Why is DIONavi. special?	12
	① DIONavi. is comfortable	
	② DIONavi. is safer	
	③ DIONavi. is less painful	
	④ DIONavi. is accurate	
	⑤ DIONavi. is durable	
	⑥ DIONavi. requires fewer visits to your clinic	
	⑦ DIO is trustworthy	

Part 3.	3-1. DIONavi. procedure process	20
How is a DIONavi. procedure done?		

Part 4.	Clinical CASE 01.	30
Digital Implant	Clinical CASE 02.	31
DIONavi.	Clinical CASE 03.	32
Case Report	Clinical CASE 04.	33
	Clinical CASE 05.	34

Part 5.	5-1. Precautions after having an implant procedure	36
Precautions after having a DIONavi. procedure		

Part 1.

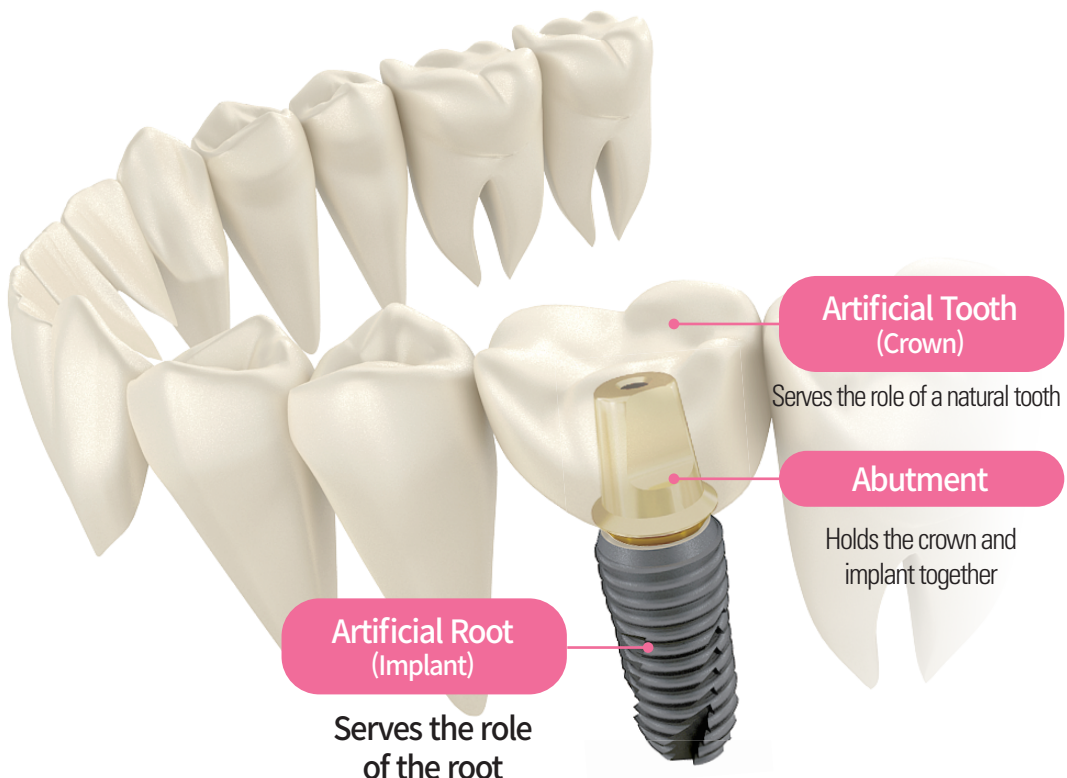
What are dental implants?



1-1.

Implants are your second permanent teeth

Implants are artificial tooth roots that are placed on the sites where teeth are missing, to be loaded with artificial teeth to provide a safe treatment solution that can provide similar functionality as natural teeth.



*** Material : Titanium**

A metal that has excellent biocompatibility and used in many other medical device applications

The most critical factor of a successful implant procedure is whether the implants are **securely integrated with the bones.**

1-2.

What happens if you don't replace a **missing tooth**?

01



Misalignment

Adjacent teeth lean or shift into the missing gap, causing misalignment and ultimately damaging the jaw bones.

02



Overeruption of opposite tooth

When you are missing a tooth in the lower jaw, the absence of opposing force causes the opposite tooth on the upper jaw to overerupt out of normal occlusion.

03



Deterioration of digestive function

Food is not properly chewed and hence does not digest well in the stomach.

04



Malnutrition

Balanced intake of nutrition is difficult as the food that you can eat are limited.

05



Depression

You are discouraged as you cannot make a confident smile due to loss of tooth.

06



You look old

You look much older than your age as the face changes due to loss of alveolar bone.

1-3.

What benefits can you expect from
having an implant procedure?

You can maintain healthy dentition around the surgical site.

Implants have long lifespan and near-permanently used.

Implants prevent bone absorption and maintains healthy bones.

Implants look natural and beautiful.

You can enjoy food better than using a denture.

Masticatory force is comparably similar to natural teeth.

Part 2.

Why should I choose
digital implant,
DIOnavi.?



2-1.

What is the difference between digital and traditional implants?

Traditional Implant Surgery	VS	DIONavi. Digital Surgery
Incision across the gums	Invasiveness	Minimal hole punching
Moderate bleeding and swelling	Pain	Minimal bleeding and swelling
Moderate chance of inflammation	Inflammation	Minimal inflammation
7 visits	Average clinical visits	4 visits
About 1 to 2 weeks	Recovery	Less than a week

※ Subject to vary by the patient's oral condition and the treatment plan

2-2.

Who can benefit from digital implant DIOnavi.?

"I'm scared because I heard implant procedures are painful and take a long time to recover."

If you are hesitating because of dental anxiety or phobia

"I'm not sure if I can have an implant procedure because I have diabetes and high blood pressure."

If you are suffering from systemic conditions such as diabetes, high blood pressure, etc.

"I have an interview later this week and I need to do something about my missing tooth, fast!"

If you need a quick solution where you can have the implant surgery and a temporary tooth on the same day

"I keep postponing my plans to see a dentist because of my busy schedule."

If your circumstances do not allow frequent or prolonged visits to a dental clinic

"My gums are already in a bad shape. Can I still have an implant?"

If you are experiencing bone loss or unhealthy gums

2-3.

Why is DIOnavi. special?

1 DIOnavi. is comfortable

Rubber Impression Taking



The foreign feel of the material often cause gagging and the material is prone to deformation, which lowers the accuracy of impression.

3D Digital Oral Scanner



3D oral scan can be done in a short period of time, with more comfort for the patient.

Why is DIOnavi. special?

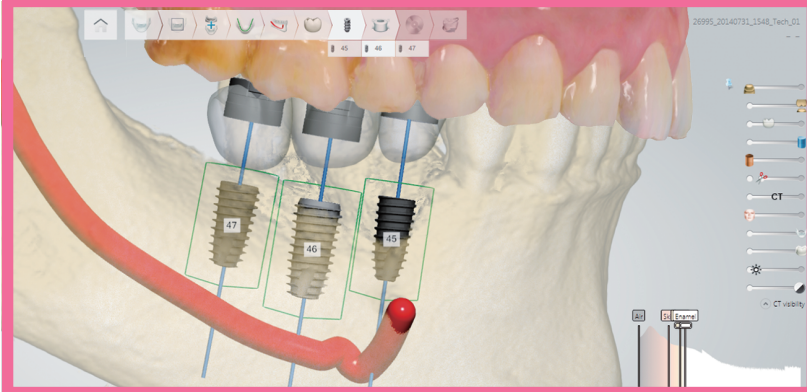
2 DIOnavi. is safer

Implant Planning Based on 2D X-ray



Implants are planned based solely on the doctor's clinical experience and the x-ray of teeth and nerves.

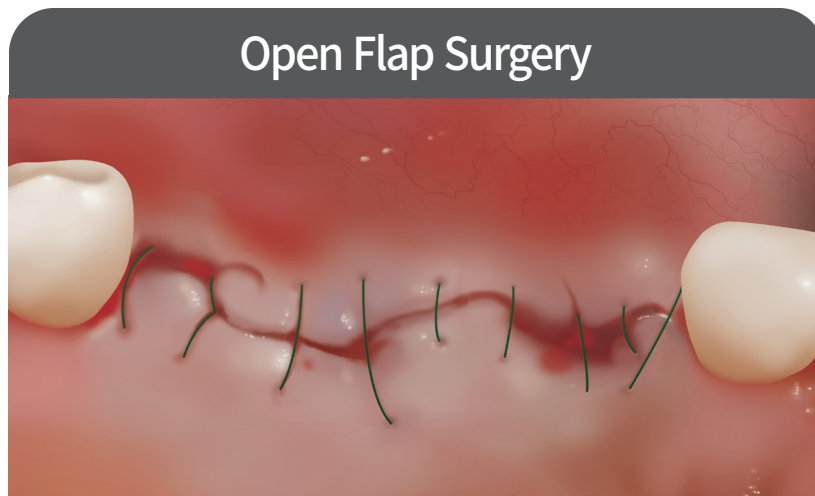
Implant Planning Based on 3D Simulation



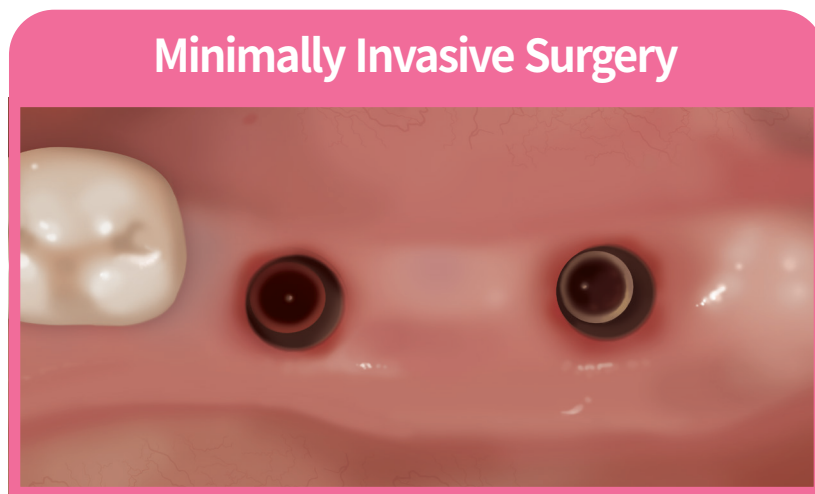
Combination of 3D oral scan and CT imaging provides extremely accurate information of teeth, bones, nerves as well as the angulation of the planned implants.

Why is DIOnavi. special?

③ DIOnavi. is less painful



Open flap method cuts open the soft tissues, causing bleeding, pain, and swelling, which entail higher risk of inflammation and infection.



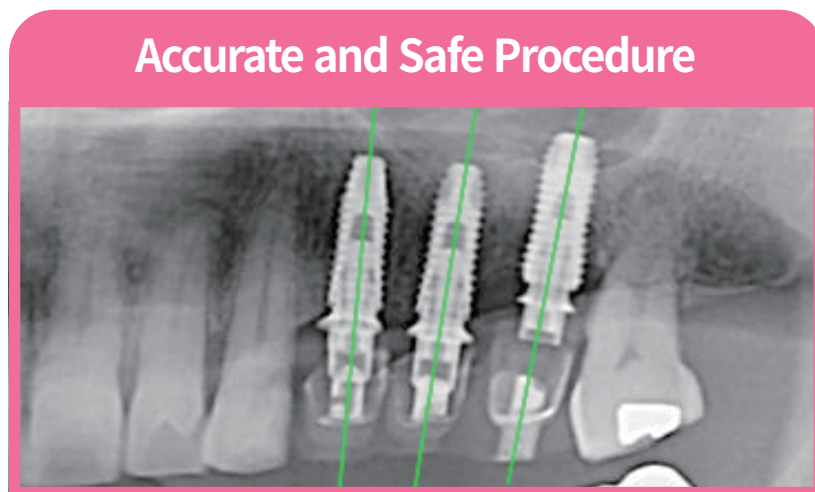
DIOnavi. surgery is minimally invasive, punching a small hole over the soft tissue at the site of implant, with minimal bleeding, pain, and swelling, and so recovers fast.

Why is DIOnavi. special?

4 DIOnavi. is accurate



Procedures that rely solely on the clinician's experience can go against the plan, increasing the likelihood of nerve damage or prosthesis fracture.



The 3D computer simulation specifies the optimal location and angle and helps accurately place an implant assisted with a customized surgical guide.

Why is DIOnavi. special?


5 DIOnavi. is durable

Shorter Lifespan of Implant



If the entire gum is incised, the surrounding bones are lost along with the membrane between the gums and bones, which affects implant life expectancy.

Semi-permanent Implant



Since gum damage is minimized and so surrounding bones are kept intact and the implant is firmly fixed with longer lifespan.

Why is DIONavi. special?

6 Fewer visits to your clinic

Traditional Implant Surgery	VS	DIONavi. Digital Surgery
Consultation and X-rays	1st visit	Consultation and CT & Oral scan
1st implant procedure and suture	2nd visit	DIONavi. procedure and immediate loading
Stitch Removal and disinfection	3th visit	Disinfection and examination
2nd procedure	4th visit	Final prosthesis
Teeth modelling	5th visit	
Loading temporary teeth	6th visit	
Final prosthesis	7th visit	

※ The above may vary depending on the patient's oral condition and treatment plan.

Why is DIONavi. special?

7 DIO is trustworthy

01 DIO is expanding worldwide

We manufacture state-of-the-art implants and provide treatment solutions used in more than 70 countries.

02 World's best technology

From weak to strong bones, DIONavi. is applicable for all indications.

03 Proven clinical results

DIONavi. has been verified through clinical trials of 500,000 holes or more (as of August 2021)

04 DIO issues a certificate of authenticity for each case

If you have implants placed with DIONavi., we always provide after-care service

Part 3.

How is a DIOnavi.
procedure done?

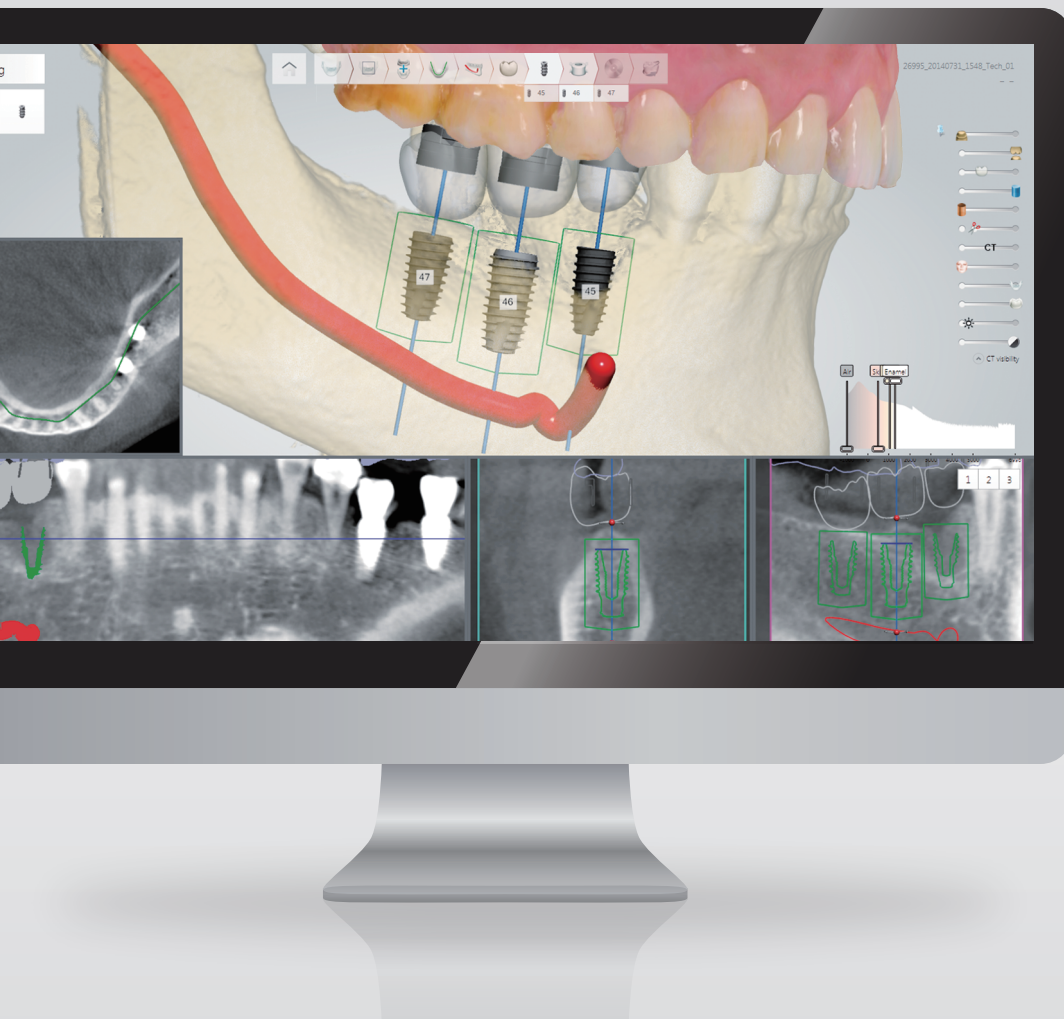


3-1.

DIOnavi. procedure process

DIOnavi.'s 3D Computer-Aided Simulations make treatment significantly faster, easier and more precise allowing to

- optimize the placement of dental implants
- Identify trouble spots
- determine appropriate implant size and shape
- assess the precise orientation and position of teeth & implant



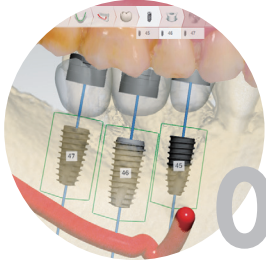


01

Diagnosis and Treatment Plan

Treatment plan is made through professional consultation and diagnosis.

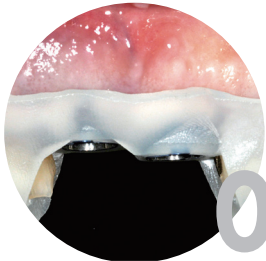
- 3D CT imaging + 3D oral scanning



02

3D Simulation

3D computerized simulation allows implant surgery beforehand.



03

Guided Implant Surgery : Safe, Predictable and Efficient

Implants are placed using the digital surgical guide system.



04

Temporary Crown Placement and Osseointegration

After installing temporary teeth, wait for the implant to integrate with the bones (takes 2 to 6 months depending on the type of procedure).

2-6 months

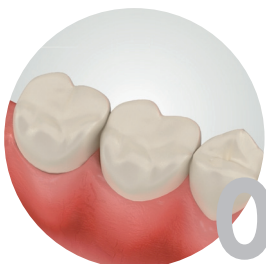


05

Disinfection and examination

Disinfect the area where the procedure was performed and make sure that the implant is well integrated.

1-2 weeks



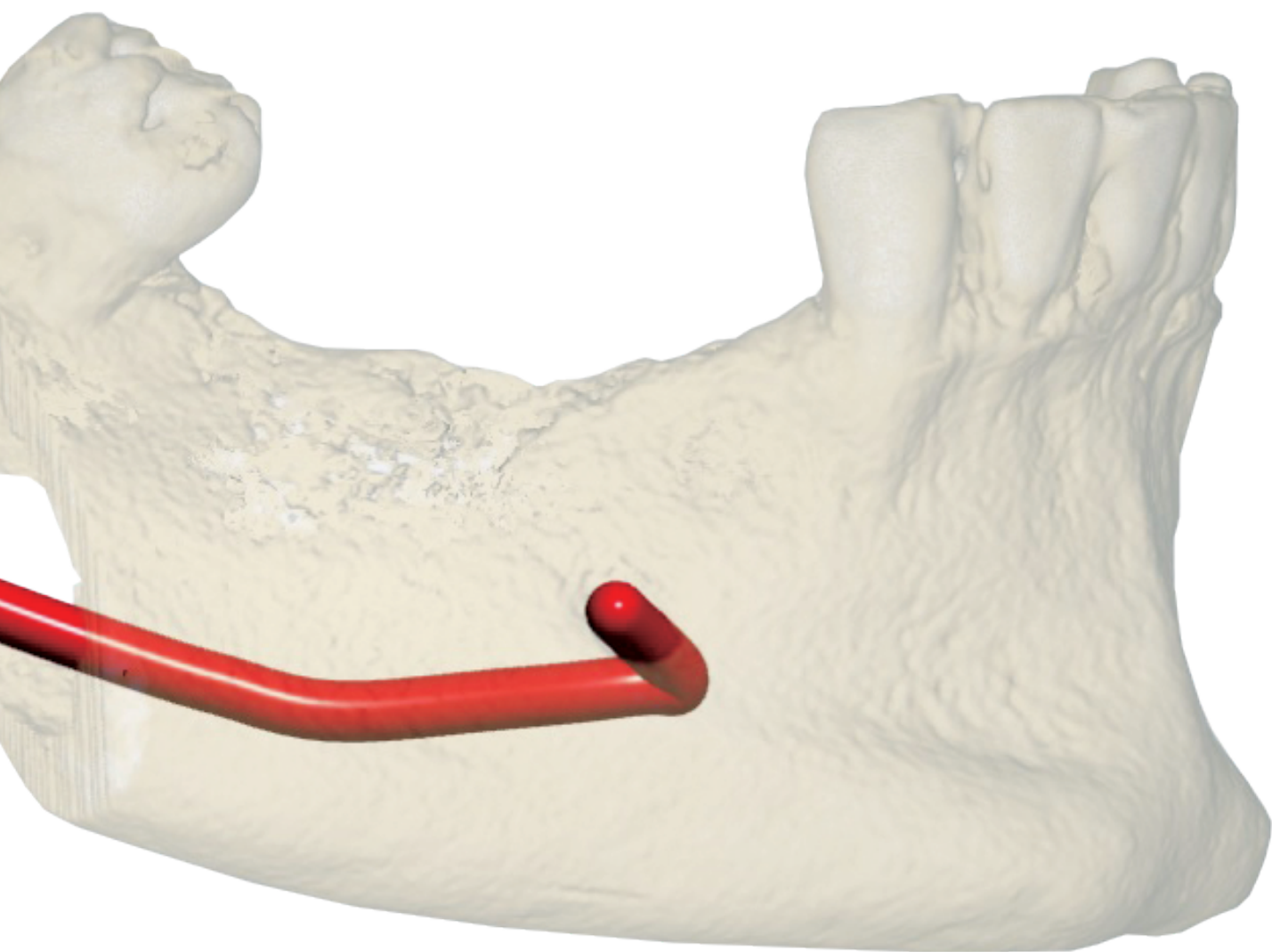
06

Crown Placement

Fasten final prostheses designed in consideration of the patient's adjacent teeth.

※ The above image is an example, and the procedure may vary depending on the patient's oral condition during the actual procedure.

3D CT



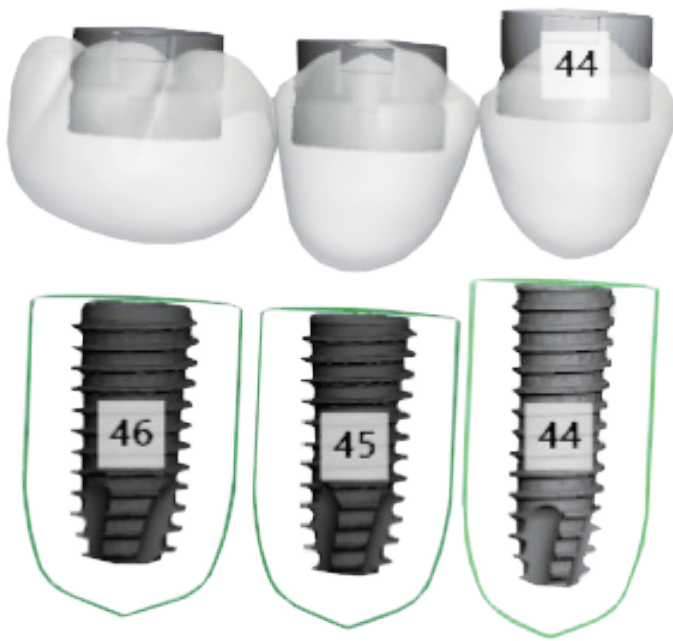
OHP 1

Oral Scan



OHP 2

3D Simulation



OHP 3

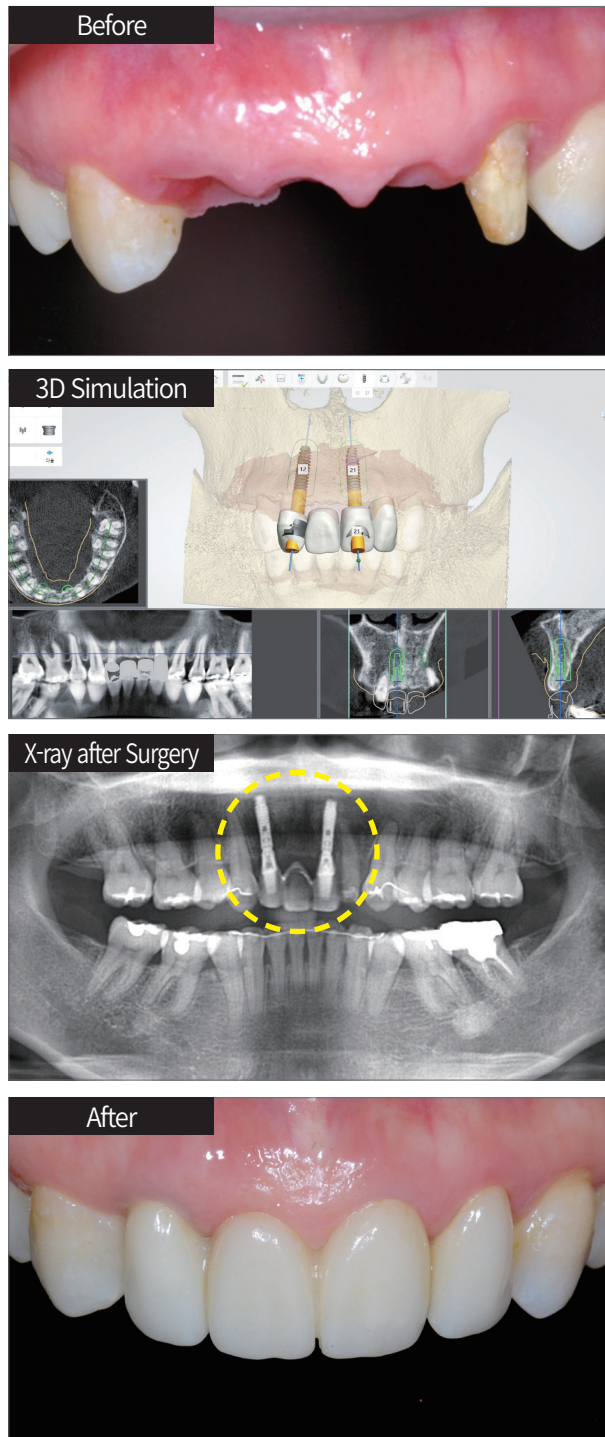
Part 4.

**Digital Implant
DIOnavi.
Case Report**



CASE 01 "I'm missing a front tooth. Can I replace it today?"

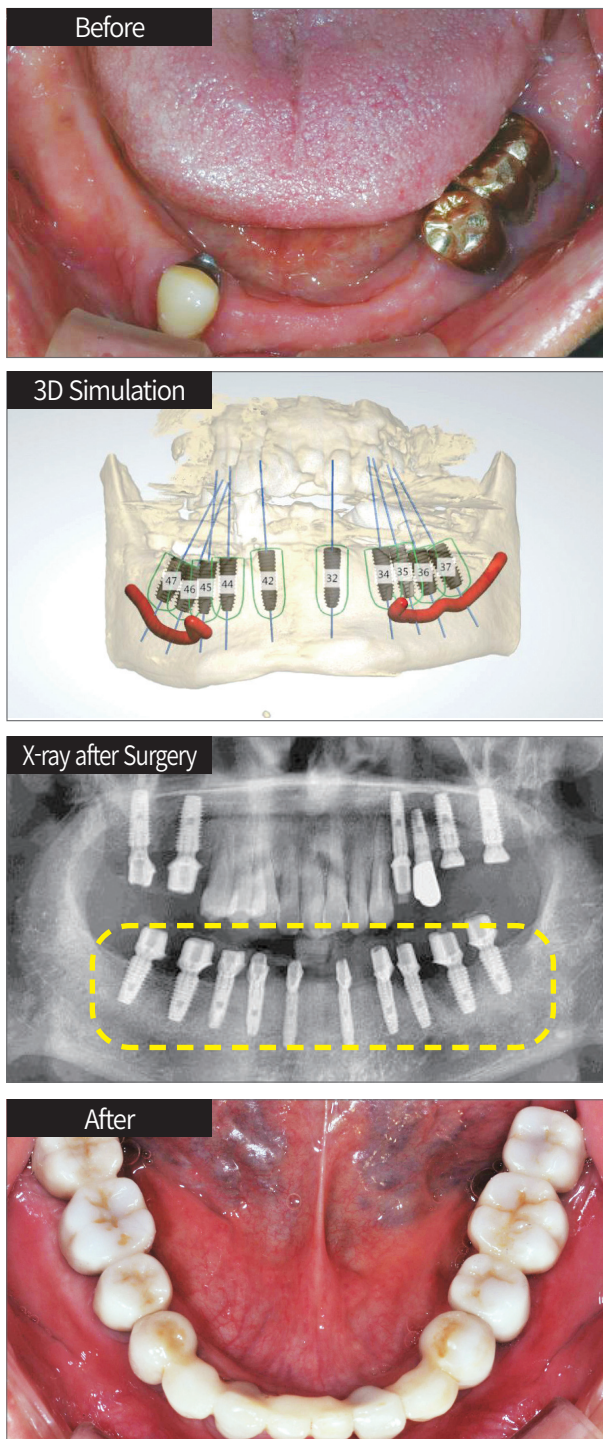
- **Treatment plan** | Emergency same-day restoration of anterior teeth
- **Patient profile** | 49 year old female



※ The above image is a treatment case, and the procedure may vary depending on the patient's oral condition during the actual procedure.

CASE 02 "I have severe periodontitis and lost all my teeth"

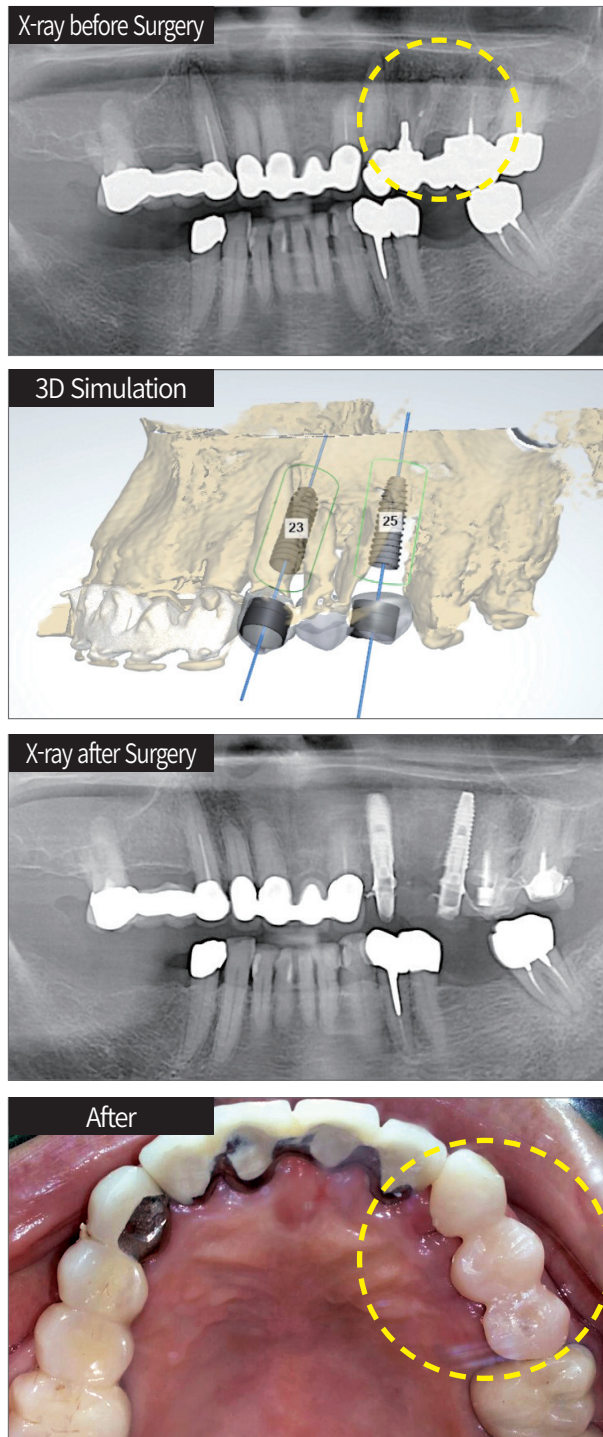
- **Treatment plan** | Full extraction of mandible and immediate placement of implants
- **Patient profile** | 60 year old female



※ The above image is a treatment case, and the procedure may vary depending on the patient's oral condition during the actual procedure.

CASE 03 "My procedure involves bone graft and I'm scared."

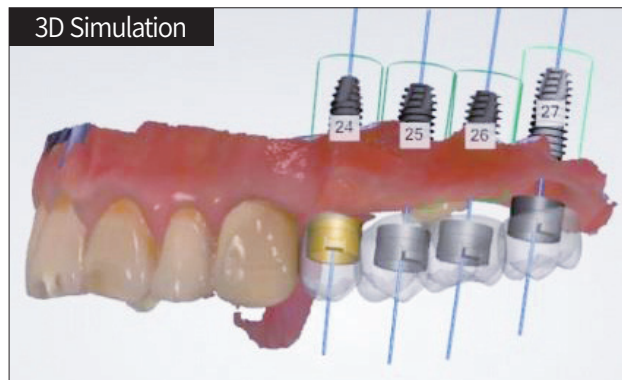
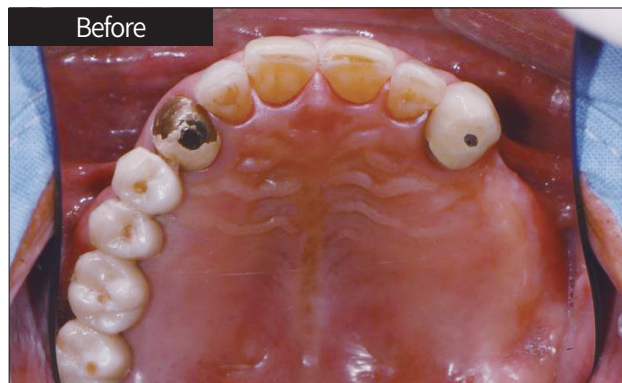
- **Treatment plan** | Same-day GBR and surgery involving minimal incision
- **Patient profile** | 60 year old female



※ The above image is a treatment case, and the procedure may vary depending on the patient's oral condition during the actual procedure.

CASE 04 "Is DIONavi. appropriate for sinus elevation?"

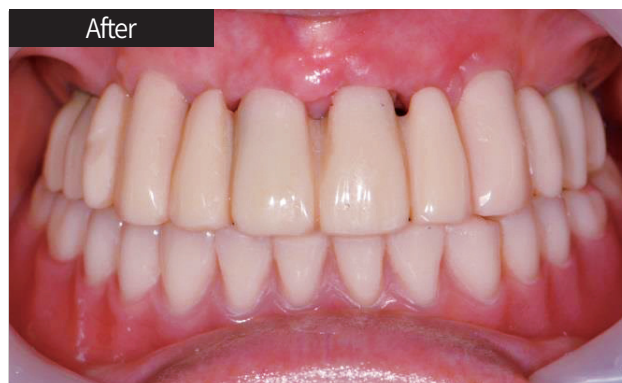
- **Treatment plan** | Maxillary molar restoration for a partial denture patient (with maxillary sinus lifting)
- **Patient profile** | 56 year old female



※ The above image is a treatment case, and the procedure may vary depending on the patient's oral condition during the actual procedure.

CASE 05 "My denture keeps getting distorted, causing discomfort and pain"

- **Treatment plan** | Immediate loading for a full denture patient
- **Patient profile** | 75 year old male



※ The above image is a treatment case, and the procedure may vary depending on the patient's oral condition during the actual procedure.

Part 5.

Precautions after
having a DIONavi.
procedure



5-1.

Precautions after having an implant procedure



Prescription and taking medicine

Please take the medicine according to the prescription.



Pain

The pain may last for two to three days after surgery, so apply a cold(ice) pack.



Drinking and Smoking

Avoid alcohol and smoking for one to two weeks as they can inhibit the supply of necessary nutrition to the surgical site and cause inflammation.



Brushing Teeth

Be careful not to irritate your gums. After brushing your teeth, use a disinfectant gargle solution.



Diet

Eat mainly soft food and avoid complex food for about a week.



Exercise/Bath

Avoid intense exercise, sauna, or bath for a week.



Regular Checkup

We strongly recommend checkups every three to six months after the procedure.

※ Above is general recommendation. Consult your dentist for detailed precautions.

Precautions after Sinus Lifting Procedure



Bleeding

You may experience bleeding or taste the blood in your throat. This is normal and temporary, you don't have to be alarmed.



Runny nose

If you have a nosebleed or runny nose, wipe your nose without blowing to prevent pressure.



Sleeping

You can minimize swelling by using a higher pillow than the one you normally use.



Daily Activities

Do not lower your head or shake left and right, and avoid using a straw.



White Substance

You may experience white powder (bone graft) coming out of your nose or mouth. It's an artificial bone material and safe, so you can either swallow or spit it out.



Sneezing

If you sneeze, do not block or hold your nose and you must let the sneeze come out lightly by having your mouth slightly open.

DIO IMPLANT
www.dionavi.com